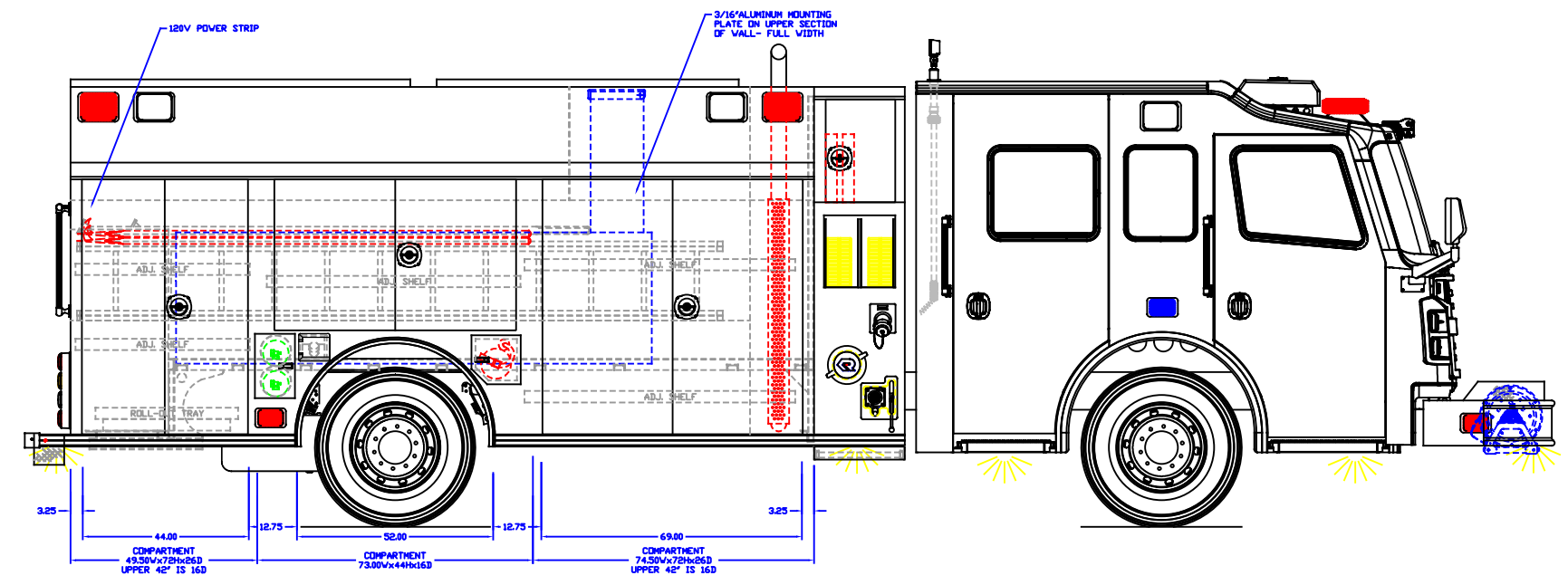
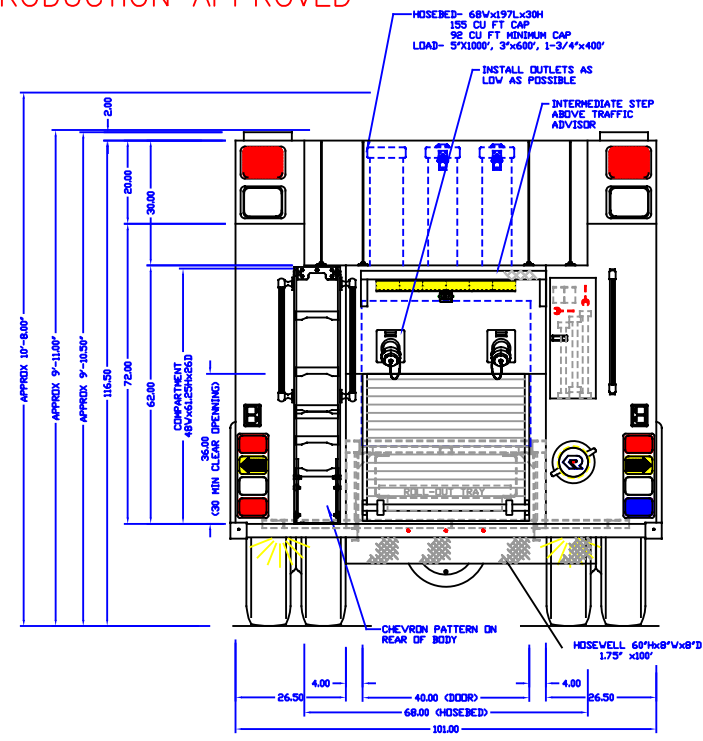
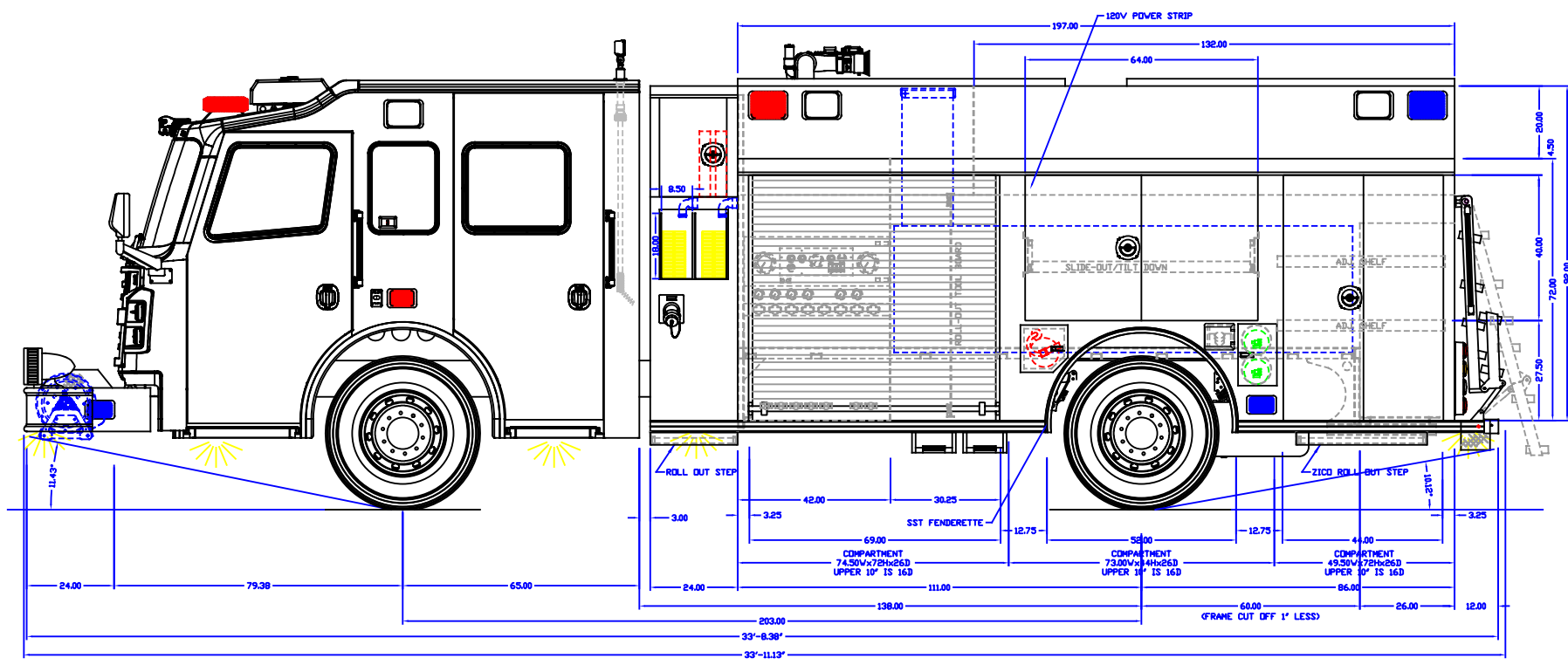
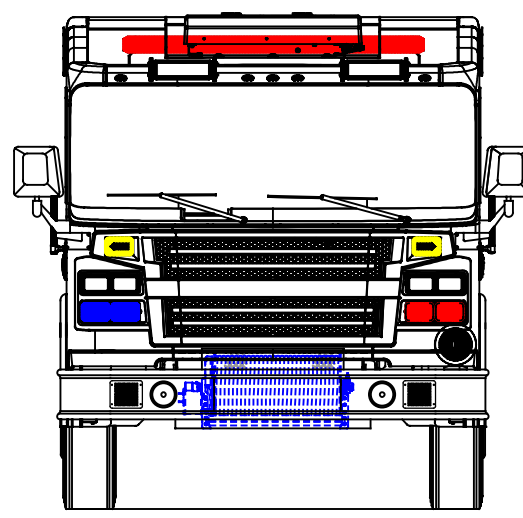
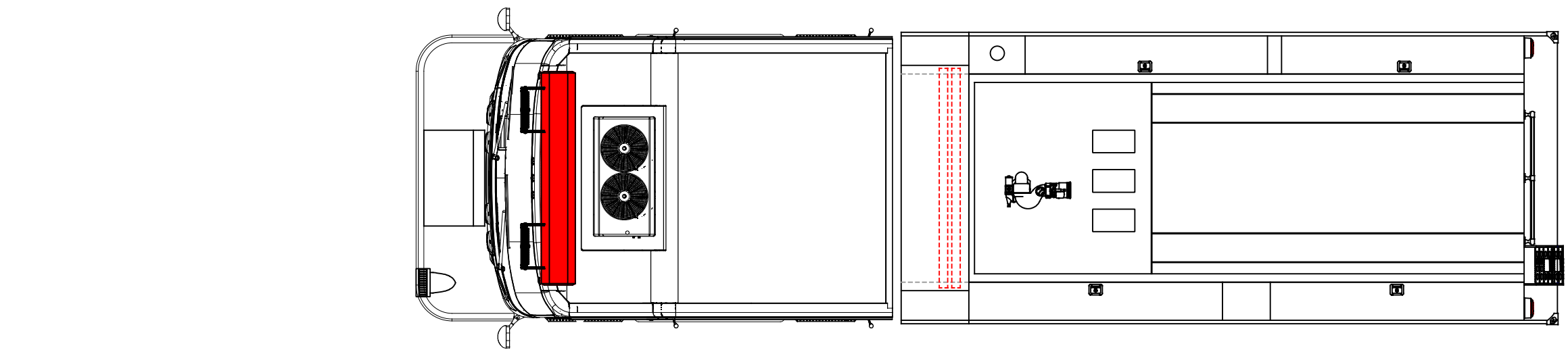


- NOTES:
1. OVERALL HEIGHT IS IN LOADED CONDITION. UNLOADED HEIGHTS MAY BE 4" ABOVE HEIGHTS SHOWN.
 2. DO NOT SCALE DRAWING.
 3. ALL DIMENSIONS ARE APPROXIMATE AND SUBJECT TO ENGINEERING CHANGES.
 4. DRAWING MAY OR MAY NOT SHOW ALL ITEMS AS DESCRIBED IN THE WRITTEN DETAIL SPECIFICATIONS.
 5. INCLUSION OF AN ITEM ON THE DRAWING DOES NOT CONSTITUTE INCLUSION OF THAT ITEM WITH THE FINAL DELIVERED UNIT.
 6. THE EFFECTIVE DOOR OPENINGS WILL BE APPROX. 2" LESS THAN THE NOTED COMPARTMENT OPENING FOR ROLL UP DOORS AND UP TO APPROX. 4" LESS FOR HINGED DOORS

INITIALS: HF
 JOB NUMBER: 17768-69
 DATE: 10/11/2018

MAIN FILE: -
 DEPT: -
 DEALER: -

PRODUCTION APPROVED



COMPARTMENT	CU. FT. CAP.
L1	34.05
L2	46.32
L3	51.86
R1	61.75
R2	29.97
R3	41.02
B1	41.84
BACK BOARD	33.33
ROOF CMPTS	70.24
LADDER CMPT	40.00
DUNNAGE AREA	48.10
TOTAL COMPARTMENT SPACE=	497.48 CU.FT.

APPROVED BY:

CHASSIS: ROSENBAUER 6511

PUMP: HALE 1500 GPM

TANK: POLY/500/30/30(FOAM)

PANEL MATL: STAINLESS STEEL

COMP INTERIOR: DA SANDED

REVISED: FEK DATE: 4-11-18
 DRAWN: WLM DATE: 09-05-17

PROPRIETARY AND CONFIDENTIAL THE INFORMATION CONTAINED IN THIS DRAWING IS THE SOLE PROPERTY OF ROSENBAUER. ANY REPRODUCTION IN PART OR AS A WHOLE WITHOUT THE WRITTEN PERMISSION OF ROSENBAUER IS PROHIBITED.

MAXIMUM HEIGHT	11'
MAXIMUM LENGTH	NONE
BODY WIDTH	101"

CITY OF CHANDLER, AZ



ROSENBAUER P3 1/8"

BRANDING NUMBER chandler, az REV 1